



BROAD VIEWPOINT NEWSLETTER



Issue 4: December 2019

Every Child Deserves a Superhero

Dear Broadview Families,

Holiday greetings! As the year draws to a close, we would like to **THANK** all of you that volunteered your time with us. The most important **Gift is the Gift of Time**. We thank you for time well spent.

Our curriculum team has been working with our teachers and students ensuring that all our students are receiving an equitable education. Students that require additional academic assistance via small group remediation are receiving those services in reading and math. We are in the process of administering our midpoint academic diagnostics for all our students in grade K-5 utilizing **I-Ready**. The results of the diagnostics will be used to improve the delivery of academic services that we are currently delivering to our students. The diagnostics be will be administered during the week of December 9th. Additionally, our students in grades 3-5 will be taking the Broward Standards Assessment (BSA) that will mimic the Florida Standards Assessment (FSA) in January. Again, the results will assist us in pinpointing those students that require intensive remediation before the administration of the actual state test. The remediation will include attendance in extended learning opportunities such as Saturday Crunch Time Camp, etc.

Make books a part of your gift giving. The long holiday break is the perfect time for you to read with your child and have fun sharing the love for reading. Your local library is a great source for books and other activities that can be accessed online and in person. Encourage your child to complete I-Ready math and reading lessons during the holiday break. If you need assistance with your child's password, please contact your child's teacher.

On behalf of our dynamic staff, have a safe and happy holiday!


Proud to be your Principal,
Dr. Josh Kisten

SAVE THE DATE

- ❖ DEC 6 5TH GRADE MAGNET PRESENTATIONS
- ❖ DEC 6-13 SCHOLASTIC BOOK FAIR RETURNS
- ❖ DEC 9-13 PTA PAPA JOHN FUNDRAISER
- ❖ DEC 9-10 I-READY DIAGNOSTIC #2 GRADES 3-5
- ❖ DEC 11-12 I-READY DIAGNOSTIC #2 GRADES K-2
- ❖ DEC 10-11 CLASS PICTURES
- ❖ DEC 13-19 BROADVIEW'S OLYMPICS
- ❖ DEC 18 WINTER WONDERLAND SHOW
- ❖ DEC 18 1ST GRADE FIELDTRIP
- ❖ DEC 20 POLAR EXPRESS DAY
- ❖ DEC 21 EVENING WITH SANTA
- ❖ DEC 23-JAN 7 WINTER BREAK
- ❖ JAN 6 EMPLOYEE PLANNING NO SCHOOL
- ❖ JAN 7 3RD QUARTER BEGINS



“BEING CHEERFUL IS A SUPER POWER!”



I am glad it's Christmas time,
Christmas time, Christmas time.

I am glad it's Christmas time,
A special time of year.

It's a time to give and share,
give and share, give and share.

It's a time to love and care,
About people everywhere.



“BE MERRY THIS HOLIDAY SEASON!”


SUPPORTING THE SCHOLASTIC BOOK FAIR IS A SUPER POWER

Dear Broadview Families,

Our Scholastic Book Fair is a reading event that brings the books kids want to read right into our school. It's a wonderful selection of engaging and affordable books for every reading level. Please make plans to allow your child to visit our Book Fair and be involved in shaping your child's reading habits.

Reading for pleasure unlocks the power of information, imagination, and helps children discover who they are. Here's what you can do to help children develop stronger reading skills and a love for reading:

- Set the example. Let children see you read.
- Have a collection of books in your home. Update this collection routinely to keep up with changing tastes and reading skills.
- Support our school's Book Fair. Allow your children to choose their own books to read.



Mark your calendars

Book Fair dates: December 6-13, 2019

Shopping hours: 8:30 – 1:00 (daily schedule will be forthcoming)

Accepted forms of payment: Cash only (please be sure to include 7% extra for Florida's sales tax)

We look forward to seeing all students at our book fair! **Remember, all purchases benefit our school.**

Sincerely,

Dr. Joshua Kisten
Principal



READING IS GOOD FOR THE SOUL

“GREAT THINGS ARE HAPPENING AT BROADVIEW”



WINTER WONDERLAND SHOW

You're Invited to Celebrate with Us!

Wednesday, Dec. 18th

Time: 5:30pm

at Broadview Elementary School

“THERE IS A HIDDEN SUPERPOWER IN ALL OF US”



READING ACTIVATES YOUR LEARNING

Save the Date

READING FAMILY NIGHT

23 January

6:00pm

*Broadview
Elementary*

1800 SW 62nd Ave, N. Lauderdale, FL

You are invited to attend. Thank you for your support!

PUBLIX MATH NIGHT WAS SUPER FUN!



“EVERYDAY WE STRIVE TO BE SUPER”

PRE-SCHOOL CORNER

Ms. Hayward's and Ms. Lewis' intensive Pre-K classes will be working on the Toy Unit for the month of December. Students will explore toys, cause and reaction, and learn to play functionally with toys. This unit also includes students learning about toy & presents for different holidays (Christmas, Hanukah, and Kwanzaa). They will be exposed to a variety of toys and games learning to identify and categorize toys. Students will participate in whole group activities that address initiating play, problem solving with peers, sharing, and taking turns.



Practice makes perfect! We are asking that parents continue to help their child to practice writing letters, counting, using books properly, and practice safety precautions when using scissors to cut.

Pre-K specialized classes will be focusing on the Festival of Lights. We will be learning about how different cultures celebrate the holidays. We will be singing songs, engaging in fun activities, and learning interesting facts about each holiday. We will also be reviewing math skills and the last 10 letters learned from prior thematic units.

Head Start classes will continue working on the Clothes Unit. Children show interest in clothes at a very young age. During preschool, students develop distinct preferences for colors, fabrics, and styles. As they learn about clothes, they will use thinking skills to investigate, ask questions, solve problems, make predictions, and test their ideas. You can help your child at home by talking about clothes, examining fabric together, and looking at labels to find out where clothes are made.

Thank you for playing an important role in your child's learning.



**“THE BEST ADVICE I EVER GOT WAS KNOWLEDGE IS POWER AND TO KEEP READING”
DAVID BAILEY**

LEARNING IS SOMETIMES HARD, BUT HARD IS NOT IMPOSSIBLE

KINDERGARTEN CORNER

Reading/ Language Arts:

Can you believe first semester is over??? We need to make sure that your child is on track and **READY** for first grade. A top priority is attending school every day and being on time. Please continue to support your child at home, making sure he/she completes homework and reads a book every night with the support of an adult.



Math:

we will be learning how to subtract, and count objects 10-19 on a ten frame. We will also be reviewing addition facts. Practice with your child to help them fluently adding numbers with sums equal to 5 with & without the use of objects (i.e. cubes, drawing circles, or counting on fingers).

In social studies, your child will be learning about the State of Florida landmarks and holidays people celebrate around the world.

Parents, please check weather each day and help your child dress accordingly. Long navy or khaki pants and a jacket on cold days. **Uniforms are required every day.**



Other ways to help at home:

December promises to be a short and busy month. Be sure to support your child learning during winter break by:

- Identifying, counting, comparing and writing numbers 0-10
- Learning Shapes
- Recognizing and writing uppercase and lowercase letters
- Identifying beginning, middle and ending sounds in words
- High frequency (sight words)
- Read every night and retell the story (beginning, middle, end of story, characters and setting)



BEING KIND TO OTHERS IS MY SUPER POWER

SECOND GRADE SPLASH

Reading

- Determine the meaning of words and phrases in a text.
- Know and use various text features (e.g., captions, bold print, subheadings, glossaries, indexes, electronic menus, icons) to locate key facts or information in a text efficiently.
- Identify the main purpose of a text, including what the author wants to answer, explain, or describe.



Language Arts

- Compound Words, words with le, hard and soft
- Identifying Verbs –present, past, and future
- Writing Informative text

Math

- Use addition and subtraction within 100 to solve one-two-step word problems involving situations of adding to, taking from, putting together, taking apart, and comparing, with unknowns in all positions, e.g., by using drawings and equations with a symbol for the unknown number to represent the problem.
- Fluently add and subtract within 20 using mental strategies. By the end of Grade 2, know from memory all sums of two one-digit numbers.
- Use addition to find the total number of objects arranged in rectangular arrays with up to 5 rows and up to 5 columns; write an equation to express the total as a sum of equal addends.
- Add up to four two-digit numbers using strategies based on place value and properties of operations.
- Explain why addition and subtraction strategies work, using place value and the properties of operations.



Science

- Compare and describe changing patterns in nature that repeat themselves, such as weather conditions including temperature and precipitation, day to day and season to season.
 - Investigate by observing and measuring that the Sun's energy directly and indirectly warms the water, land and air.
 - Investigate, observe and describe how water left in an open container disappears, (evaporates), but water in a closed container does not disappear (evaporate).
 - Investigate that air is all around us and that moving air is wind.
 - State the importance of preparing for severe weather, lightning, and other weather-related events.



**“PARENTS AND TEACHERS WHO WORK TOGETHER ARE UNSTOPPABLE!”
THE TEACHER NEXT DOOR**

THIRD GRADE FLIPS FOR SUCCESS

Reading

We are officially in "crunch time" as the end of the year approaches. The students will take the BSA (Broward Standards Assessment) in the January after winter break. We will use the data to determine areas of strengths and weaknesses for our students. Teachers will form skill groups to target areas of weakness to ensure that your child is prepared for the Florida Standards Assessments (FSA) in April. In January, students will be learning about literal and non-literal language in addition to comparing and contrasting two or more literature stories.



Math

We will be finishing our division unit this month. Students need to be able to model division equations and solve them. They also need to be able to solve multistep story problems using addition, subtraction, multiplication, and division. When our division unit is over, we will begin our fraction unit. The students need to be able to identify fractions, recognize that a fraction is an equal part of a whole, represent a fraction on a number line, and explain equivalent fractions. We will continue doing timed multiplication tests in January. Most of the students are doing a great job practicing and learning their multiplication facts. All students must do 50 minutes of i-Ready and pass two or more lessons on a weekly basis.

PARENTS WE REALLY NEED YOUR HELP WITH ROUNDING TO THE TENS(10s) AND HUNDREDS(100s) PLACE VALUE, ADDITION AND SUBTRACTION WITH REGROUPING, AND SUBTRACTING ACROSS ZERO. STUDENTS CONTINUE TO STRUGGLE ON THESE MATH SKILLS.

A GREAT INSTRUCTIONAL RESOURCE FOR EXTRA PRACTICE IS KHAN ACADEMY. THE COMPLETE 3RD GRADE MATH CURRICULUM IS ONLINE AND FREE FOR STUDENTS TO IMPROVE THEIR MATH SKILLS.



“MAKE YOURSELF EPIC.” WONDER WOMAN

“BE YOUR OWN HERO”

4TH GRADE CONTINUES IN THE “WRITE” DIRECTION



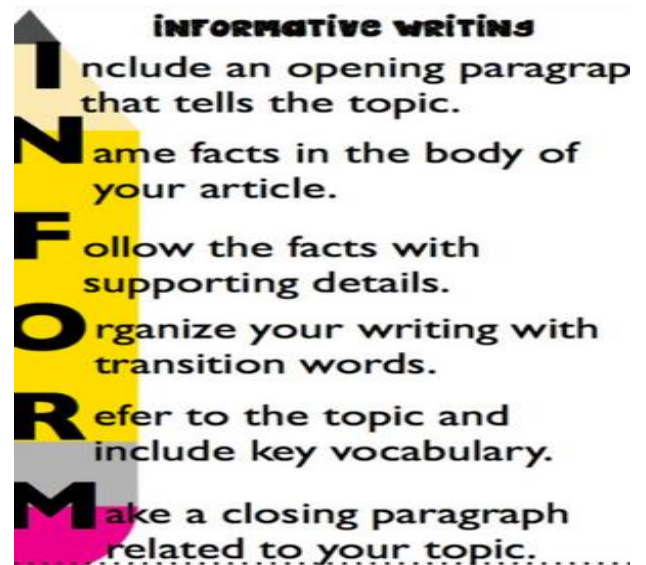
For the month of December our students will be focusing on the following academic skills:

Integrated Literacy:

Fourth graders will be focusing on comparing different points of view from which stories are narrated, including the difference between first- and third person narrations. In addition, students will be able to explain major differences between poems and dramas, as well as, refer to structural elements of a poem and drama. In science, students will be able to describe the changes in the observable shape of the moon over the course of about a month.

Writing:

Our wonderful writers will begin writing 4-paragraph essays, that includes an introduction, two-body paragraphs, and a conclusion. The focus will be on writing informative essays using textual evidence to support the main ideas.



Math:



In Math, the focus will be on fraction equivalence and comparison, as well as, adding and subtraction fractions. Students will learn what a fraction consists of and be able to explain the difference between a denominator, numerator, and equivalent fractions. Furthermore, fourth graders will be exposed to Math on the Spot Videos and will create animated math models.

PARENTS: As a reminder, please have your child access I-Ready Reading and Math to practice skills for at least 20 minutes each night. If you have any questions or concerns, please contact your child's teacher.



“NEVER STOP LEARNING, BECAUSE LIFE NEVER STOPS TEACHING.”

FIFTH GRADE FOCUS

ELA

Students are going to analyze multiple accounts of the same event or topic, noting important similarities and differences in the point of view they represent. Our next Standards Mastery Assessment will be on December 13.



Writing

5th graders just finished Informative Writing. We are now moving on to Opinion Writing.

Science

Students are going to investigate and describe some basic forms of energy including light, heat, sound, electrical, chemical and mechanical energy. They are going to learn the difference between insulators and conductors, and how electricity moves in a closed circuit.

Math

5th graders are working adding, subtracting, multiplying and dividing decimals.

For this unit, it is imperative that all students master the multiplication facts. There are many free apps that students can download to their computers, tablets, or phones to give them

MUCH NEEDED PRACTICE. Many of our students know their facts, but they need to improve their speed. If they have the app on their phones, have them practice while waiting in line at the stores, or while you are driving. Accuracy and speed are the key.

We are halfway through the school year and Florida Standards Assessment will be here before we know it. During the holiday break, encourage students to get on the computer and practice 20 minutes of I-Ready Reading & Math daily. Have them practice in the morning, when their minds are fresh and clear. They will have the rest of the day to play and enjoy themselves.



READING CORNER

Winter break means a well-deserved reprieve from homework and daily obligations. However, before you know it, the holidays will be over, and it will be back to the bus stop and car loop. To prepare for a smooth re-entry and a successful semester, don't let school skills like reading and writing slide completely during winter break. Try these family-friendly activities to keep skills sharp:



Read for pleasure.

Whether your child is in the mood for holiday stories, winter break provides the perfect opportunity to stash schoolbooks and read for fun. Encourage relatives to give books as holiday gifts or gather somewhere comfortable to take turns reading books.



Make the most of car rides.

Turn the drive to or from a holiday get-together into an opportunity to practice reading strategies and letters and sounds. Don't forget to allow your child to summarize what they've read to you. Ask questions.

By generating questions, students become aware of whether they can answer the questions and if they understand what they are reading. Students learn to ask themselves questions that require them to combine information from different segments of text. For example, students can be taught to ask main idea questions that relate to important information in a text.

Have a family game night.

Chances are many of your family's favorite board and card games reinforce skills such as reading, and writing. Gather the group to play games you usually don't have time for on school nights.

I-Ready

You and your students have a well-deserved break approaching. It's important to rest and reconnect, but there may be time for students to keep the learning going. *I-Ready* can help! Students can continue to work on their lessons, practice fluency with Learning Games, and engage their families in their progress.

Ms. Alabre-Reading Coach






Strategies to Help Children Achieve Success at Home

- 1- **Watching Television-** Explain in one or two sentences what the show was about. What was the lesson learned in the show? Who were the main characters and how did they change from the beginning of the show to the end?
- 2- **Making Connections-** Connect something that you’ve read, a song you like, or even a family story told that connects to something that has happened in your own life.
- 3- **Playing Video Games-** Explain what you did to pass the stage. You can also explain some of the tricks they take to beat the stage faster or some of the problems they are having in winning a stage of the game.
- 4- **Listening to Music-** Explain what the lyrics of a song mean and how they represent the life of the singer.
- 5- **Asking Questions-** When reading something you enjoy, write down 1-2 questions from the reading that you would like to know more about.
- 6- **Point of View-** If you and a parent/friend disagree on a topic, ask them to explain their point of view and support with reasons why they are correct. Summarize and recap their point of view, then explain your point of view. Now evaluate who is right and who is wrong? Or explain why both of you are right.
- 7- **Making Predictions-** Predict what may or may not happen at the end of a TV show. This also works when telling a story about your friend. Ask yourself what might happen to your friend if the story is a pattern of behavior for your friend. Always remember to give detailed examples to support your point of view.
- 8- **Be a Problem Solver-** When a problem arises in your household, whether it be sibling rivalry, or your weekly routines, think of solutions to the problems and discuss possible solutions. Take responsibility for fixing your own problems.
- 9- **Nutrition-** Encourage yourself to eat 5 small meals a day to keep your brain going and to drink water as it does replenish the body. You need to sleep, eat well, and have daily activity to be successful in school.
- 10- **Goal Setting-** Set short term and long-term goals for yourself and discover new ways to achieve these goals.

MOST IMPORTANTLY- EXPECT SUCCESS! ENCOURAGE SUCCESS!




WHY READ 20 MINUTES AT HOME?

Student A Reads	Student B Reads	Student C Reads
❖ 20 minutes per day.	❖ 5 minutes per day.	❖ 1 minute per day
❖ 3,600 minutes per school year.	❖ 900 minutes per school year.	❖ 180 minutes per school year.
❖ 1,800,000 words per year.	❖ 282,000 words per year.	❖ 8,000 words per year.
		
❖ Scores in the 90 th percentile on standardized tests.	❖ Scores in the 50 th percentile on standardized tests.	❖ Scores in the 10 th percentile on standardized tests.

If they start reading for 20 minutes per night in Kindergarten, by the end of 6th grade, Student A will have read for the equivalent of 60 school days, Student B will have read for 12 school days, and Student C will have read for 3.

(Nagy and Herman, 1987.)

WANT TO BE A BETTER READER? SIMPLY READ.





Literacy Resources for Parents of Primary Level Children (Grades K-2)



Places to Visit:

Barnes & Noble: See website for free events at a store near you.

<http://stores.barnesandnoble.com/stores?searchText=33301&view=list&storeFilter=all>

Broward County Library: See website for free weekly events at your branch of the library.

<http://www.broward.org/library>

Broward County Parks and Nature Centers: See websites for a variety of educational opportunities.

<http://www.broward.org/parks/Pages/Default.aspx>

www.broward.org/Parks/FindNature/Pages/NatureCenters.aspx

Grocery Store: Have your child help create and monitor your shopping list or match coupons to the products in each aisle.

Websites to Visit:

ABCya: Practice keyboarding and other skills in a game-based environment.

<http://www.abcya.com/>

Broward County Library "WOW!" Without Walls: Download eBooks, audiobooks, and stream video to your device at no charge. You will need a library account, which is free for all Broward residents.

<http://broward.lib.overdrive.com/ECDEAFB0-6310-4EA4-924D-55592BB74E05/10/50/en/Default.htm>

Colorin Colorado: Colorín Colorado is a national multimedia project that offers a wealth of bilingual, research-based information, activities, and advice for educators and families of English language learners (ELLs).

<http://www.colorincolorado.org>

Florida Standards: Student and Parent Resources provided by the Florida Department of Education.

<http://www.cpalms.org/Public/search/Standard>

Funbrain: This is a great site to hit readers all over the literacy map. From spelling to synonyms to word scrambles, this website has games that cover them all (and more)!

<https://www.funbrain.com/books>

Just Take 20: The Florida Department of Education campaign to provide K-12 Florida families with practical, easy-to-implement reading activities that establish literacy as a lifelong value.

www.justtake20.org

National Education Association: This page is a resource provided by NEA to parents to help ensure their child receives the best possible education.

<http://parents.nea.org>

Oxford Owl: Help your young child learn to read, and love to read, with our range of over 150 eBooks.

<https://www.oxfordowl.co.uk/for-home/find-a-book/library-page/>

Parent Toolkit: Parent Toolkit is a one-stop resource developed with parents in mind.

<https://www.parenttoolkit.com>

PBS Kids: Play reading games with your favorite characters.
<http://pbskids.org/games/reading/>

PBS Parents- PBS Parents is a trusted resource that's filled with information on child development and early learning.
<http://www.pbs.org/parents/>

Poetry 4 Kids: Play along with children's poet Ken Nesbitt.
<http://www.poetry4kids.com/>

Poetry Foundation: Find your inner poet.
<http://www.poetryfoundation.org/>

Reading is Fundamental: Activities to learn and play.
<http://www.rif.org/books-activities/activities/by-topic/age-1/>

Reading is Fundamental: Discover online resources to support your child's favorite books. Activities, puzzles, videos, and much more. <https://www.rif.org/literacy-central/parents>

Reading Rockets: Lots of reading related videos.
<http://www.readingrockets.org/>
<http://www.readingrockets.org/reading-topics/reading-aloud>

ReadWriteThink: A collaboration of the International Literacy Association and the National Council of Teachers of English. Check out their dedicated "parent" page.
<http://www.readwritethink.org/parent-afterschool-resources/>

Spelling City: Use an existing list or practice your own words on this online platform.
<http://www.spellingcity.com/>

Starfall: Free site to teach the basics of reading. Features interactive books and phonics games.
www.starfall.com

Storytelling: Build a foundation for your child's future with stories of your past.
<http://www.scholastic.com/parents/blogs/scholastic-parents-learning-toolkit/storytelling-children>

South Florida Parenting: Tips for parenting and information on different local events for children.
<http://www.sun-sentinel.com/features/south-florida-parenting/>

Tumble Books: Get the Broward password from your school's Media Specialist.
www.tumblebooklibrary.com

U.S. Department of Education: The Helping Your Child publication series aims to provide parents with the tools and information necessary to help their children succeed in school and life. These booklets feature practical lessons and activities to help their school aged and preschool children master reading, understand the value of homework and develop the skills and values necessary to achieve and grow.
<https://www2.ed.gov/parents/academic/help/hyc.html?src=rt>

Wonderopolis: An interactive site for all of those who 'wonder'. Opportunities to get the whole family involved.
<http://wonderopolis.org/>



Literacy Resources for Parents of Intermediate Level Children (Grades 3-5)



Places to Visit:

Barnes & Noble: See website for free events at a store near you.

<http://stores.barnesandnoble.com/stores?searchText=33301&view=list&storeFilter=all>

Broward County Library: See website for free weekly events at your branch of the library.

<http://www.broward.org/library>

Broward County Parks and Nature Centers: See websites for a variety of educational opportunities.

<http://www.broward.org/parks/Pages/Default.aspx>

www.broward.org/Parks/FindNature/Pages/NatureCenters.aspx

Websites to Visit:

Adolescent Literacy: This site emphasizes that literacy instruction remains every bit as important in grades 4-12 as it is in grades K-3.

<http://www.adlit.org>

Britannica School Online Encyclopedia: This online encyclopedia provides online resources for students at the elementary, middle, and high school levels. Username and password are required for home access through Beep, under the student login.

Broward County Library "WOW!" Without Walls: Download eBooks, audiobooks, and stream video to your device at no charge. You will need a library account, which is free for all Broward residents.

<http://broward.lib.overdrive.com/ECDFAF80-6310-4EA4-924D-55592BB74E05/10/50/en/Default.htm>

Broward County Public Schools Library: Find your school and log in for access to multiple resources.

<http://destiny.browardschools.com/common/welcome.jsp>

Broward County Public Schools Parent Portal: Find access to information on student safety, monitoring your student's school grades, curriculum resources, and much more.

<https://www.browardschools.com/domain/13351>

Colorin Colorado: Colorin Colorado is a national multimedia project that offers a wealth of bilingual, research-based information, activities, and advice for educators and families of English language learners (ELLs).

<http://www.colorincolorado.org>

Discovery Education: Discovery Education offers a wide variety of free family resources that you can trust to provide high quality, relevant material for you and your children.

<http://www.discoveryeducation.com/parents/>

Florida Standards: Student & Parent Resources provided by the Florida Department of Education.

<http://www.cpalms.org/Public/search/Standard>

Florida Standards Assessments: Find specific information for students and families that include testing dates, understanding reports, and Frequently Asked Questions.

www.fsassessments.org

Funbrain: This is a great site to hit readers all over the literacy map. From spelling to synonyms to word scrambles, this website has games that cover them all (and more)!

<https://www.funbrain.com/books>

Just Take 20: The Florida Department of Education campaign to provide K-12 Florida families with practical, easy-to-implement reading activities that establish literacy as a lifelong value.

www.justtake20.org

National Archives Museum: See website to explore our nation's history through documents, photos, and records.

www.archives.gov

National Education Association: This page is a resource provided by NEA to parents to help ensure their child receives the best possible education.

<http://parents.nea.org>

Newsela: Read articles and take quizzes on the go.

<https://newsela.com>

Parent Toolkit: Parent Toolkit is a one-stop resource developed with parents in mind.

<https://www.parenttoolkit.com>

Readworks: Find free reading passages, skill and strategy units, and comprehension and novel study units.

www.readworks.org

<http://beep.browardschools.com/ssoPortal/index.html>

Reading Rockets: Lots of reading related videos.

<http://www.readingrockets.org/>

<http://www.readingrockets.org/reading-topics/reading-aloud>

South Florida Parenting: Tips for parenting and information on different local events for kids.

<http://www.sun-sentinel.com/features/south-florida-parenting/>

Spelling City: Use an existing list or practice your own words on this online platform.

<http://www.spellingcity.com/>

ThinkReadWrite: A collaboration of the International Literacy Association and the National Council of Teachers of English. Check out their dedicated "parent" page.

<http://www.readwritethink.org/parent-afterschool-resources/>

Wonderopolis: An interactive site for all of those who 'wonder'. Opportunities to get the whole family involved.

<http://wonderopolis.org/>

MATH CORNER

It’s beginning to look a lot like Christmas, around Broadview. I am so proud of the outstanding math improvement on I-ready. Students as we get ready for Diagnostic 2, please strive to do your best.



A few tips to remember as you are working to improve your math skills:

1. Always use paper and pencil when solving math problems. No EXCEPTIONS!!
2. Double-check Your Answers-math is easy to check. Addition check with subtraction. Subtraction check with addition. Multiplication check with division. Division check with multiplication.
3. 3rd-5th Take Practice Tests @ fsaassessments.org-One of the best strategies for preparing for the FSA is taking practice tests to familiarize yourself with the structure and content of the test itself. The FSA website provides multiple practice tests and guides you can use to start growing more confident with the layout and general content of the test. Make sure to time yourself and do different problems and prompts to grow your knowledge base.
4. Homework Matters-Make sure you are completing your homework every night. The more you practice the more you learn. Make time to practice basic multiplication/division skills 3rd, 4th, and 5th graders. K-2 work on your addition/subtraction skills.
5. Believe in yourself!!!! You can do it!!!

. Ms. Clark-Math Coach

Steps to Problem Solving

1. Read the entire problem.
2. Underline the question and rewrite it in sentence form, leaving a space for the answer.
3. Determine who and/or what is involved in the problem.
4. Choose a strategy to solve the problem.
5. Re-read each sentence identifying important information.
6. Solve the problem and check if the answer is reasonable.

Adapted from Hogan/Forst

Grade	Required Fluency
K	Add/subtract within 5
1	Add/subtract within 10
2	Add/subtract within 20 ¹ Add/subtract within 100 (pencil and paper)
3	Multiply/divide within 100 ² Add/subtract within 1000
4	Add/subtract within 1,000,000
5	Multi-digit multiplication

Christmas Math

Using the Alphabet chart and the values of the letter, add to find the value of these holiday words. Ask your parents for help.

ALPHABET AND CORRESPONDING NUMBERS CHART

a	b	c	d	e	f	g	h	i	j	k	l	m
1	2	3	4	5	6	7	8	9	10	11	12	13
n	o	p	q	r	s	t	u	v	w	x	y	z
14	15	16	17	18	19	20	21	22	23	24	25	26

Example: JOY= 10+ 15+25=50

1. LOVE=

2. KIND=

3. PEACE=

4. FAMILY=

5. GIFTS=

6. HAPPY=



“COUNSELING IS MY SUPER POWER”

Dear Parents:

This month we are focusing on Kindness as the Character Trait. A caring person is considerate, kind, compassionate and generous. A caring person considers how decisions, words and actions are likely to affect other people. Remind your child that they have the power to brighten someone else's day through a simple act of kindness.

Random acts of kindness go a long way! By displaying kindness, your child can be rewarded by their teacher! Each month, one student is chosen as the Kid of Character. Here are some ways to practice being kind with your child:

- ❖ Write a 'thank you' letter to your teacher
- ❖ Work extra hard this week
- ❖ Volunteer to help clean a classroom or do another chore around school
- ❖ Make a big card for your teacher
- ❖ Pay attention in class
- ❖ SMILE
- ❖ Surprise your teacher with a delicious treat
- ❖ Make a positive sign to hand on a door at school
- ❖ Bring a flower to your teacher, the front office staff, or any staff member
- ❖ Share appreciation messages each day

WE CAN CHANGE
THE WORLD



With KINDNESS

Beginning in January, our 3rd, 4th and 5th grade students will be participating in BSA testing. These tests will be administered in the areas of English Language Arts (ELA) and Math for all grade levels, and Science for our 5th students. Please ensure that your child comes to school on time and eats a healthy breakfast on all testing days. Below is the testing schedule:



“YOU HAVE THE POWER TO BE GREAT”

“USING OUR TEST TAKING STRATEGIES IS A SUPERPOWER”



3rd Grade

ELA: 1/13/20 Session 1

ELA: 1/14/20 Session 2

Math: 1/15/20 Session 1

Math: 1/16/20 Session 2

4th Grade

ELA: 1/21/20 Session 1

ELA: 1/22/20 Session 2

Math: 1/23/20 Session 1

Math: 1/24/20 Session 2

5th Grade

ELA: 1/14/20 Session 1

ELA: 1/15/20 Session 2

Math: 1/16/20 Session 1

Math: 1/17/20 Session 2

Science: 1/21/20 Session 1

Science: 1/22/20 Session 2



KEEP

CALM

AND

**Always do
your best!**



To the Parents of 5th grade students:

The Broward County Public School district is a nationally recognized leader in the quality and diversity of education we offer students. Magnet Programs offer educational choices in Broward County Public Schools. While similar courses and programs may be available in comprehensive schools, Magnet Programs attract students by offering unique opportunities for in-depth experiences and study in specific areas of interest. Each Magnet Program emphasizes a specialized theme. Our goal is to create educational interests, celebrate cultural and ethnic diversity, and foster student achievement.

Magnet Programs

- Expand educational choices for students
- Promote diversity within our schools
- Set high expectations for all students to improve student achievement
- Prepare students for further education and the world of work
- Develop positive school climates with academic emphasis
- Provide real-life and hands-on experiences
- Offer mentorship and internship opportunities

“EDUCATION IS THE MOST POWERFUL WEAPON WHICH YOU CAN USE TO CHANGE THE WORLD.” MANDELA

**“EDUCATION IS A GIFT NO ONE CAN TAKE AWAY.”
AMERICAN PROVERB**

Open houses for Magnet Programs begin in November and ends in January. If you are interested in a Magnet Program for your child, please read the information below for all middle schools. Magnet programs are a great way for your child to find out what really interests them. Please take time to attend the open houses. These events are a wonderful way for parents and students to meet teachers and tour the school.

The magnet application window opens on December 2, 2019 and closes on February 5, 2020. Apply online by visiting www.browardschools.com/schoolchoice

Middle School Open Houses



Thank you for your interest in our magnet schools. Open houses occur in the months listed below. If you miss an open house, you may still visit our campus; just call the school directly and request a school tour.

SCHOOL	DATE & TIME	PROGRAMS
Apollo Middle 6800 Arthur Street Hollywood, FL 33024 754-323-2900	11/13/2019 @ 6:00 PM	Science, Technology, Engineering, and Mathematics (STEM) Museum
Attucks Middle 3500 N 22nd Avenue Hollywood FL 33020 754-323-3000	1/23/2020 @ 6:00 PM	Cambridge Global Communications Academy
Bair Middle 9100 NW 21st Manor Sunrise, FL 33322 754-322-2900	1/30/2020 @ 6:00 PM	Montessori
Beachside Montessori Village 2230 Lincoln Street Hollywood, FL 33020 754-323-8050	12/6/2018 @ 6:00 PM	Montessori
Crystal Lake Middle 3551 NE 3rd Avenue Pompano Beach, FL 33064 754-322-3100	1/14/2020 @ 6:00 PM	Engineering and Environmental Science International Affairs and Business
Deerfield Beach Middle 701 SE 6th Avenue Deerfield Beach, FL 33441 754-322-3300	1/9/2020 @ 6:00 PM	International Baccalaureate Middle Years Program
Dillard 6-12 School 2501 NW 11th Street Fort Lauderdale, FL 33311 754-322-0852	11/28/2018 @ 6:00 PM	Digital Entrepreneurship Academy

“SUPERHEROES NEVER STOP LEARNING!”

“EDUCATION IS THE PASSPORT TO THE FUTURE.”

<p><u>Driftwood Middle</u> 2751 N 70th Terrace Hollywood, FL 33024 754-323-3100</p>	<p>1/16/2020 @ 6:00 PM</p>	<p>Health and Wellness</p>
<p><u>Lauderdale Lakes Middle</u> 3911 NW 30th Avenue Lauderdale Lakes, FL 33309 754-322-3500</p>	<p>12/12/2019 @ 6:00 PM</p>	<p>International Baccalaureate Middle Years Program</p>
<p><u>Lauderhill 6-12 School</u> 1901 NW 49th Avenue Lauderhill, FL 33313 754-322-3600</p>	<p>12/05/2019 @ 6:00 PM</p>	<p>Science, Technology, Engineering, and Mathematics (STEM) Multilevel Entrepreneurship Design (MED)</p>
<p><u>Margate Middle</u> 500 NW 65th Avenue Margate, FL 33063 754-322-3800</p>	<p>1/30/2020 @ 6:00 PM</p>	<p>Science, Technology, Engineering, and Mathematics (STEM) Museum</p>
<p><u>McNicol Middle</u> 1602 S 27th Avenue Hollywood, FL 33020 754-323-3400</p>	<p>12/15/2020 @ 6:00 PM</p>	<p>International Affairs and Business Science and Pre-Engineering Science, Technology, Engineering, and Mathematics (STEM) Museum</p>
<p><u>New River Middle</u> 3100 Riverland Road Fort Lauderdale, FL 33312 754-323-3609</p>	<p>1/30/2020 @ 6:00 PM</p>	<p>Marine Science</p>
<p><u>Parkway Middle</u> 3600 NW 5th Court Fort Lauderdale, FL 33311 754-322-4060</p>	<p>1/22/2020 @ 6:00 PM</p>	<p>Performing and Visual Arts Science, Technology, Engineering, and Mathematics (STEM) Museum</p>
<p><u>Plantation Middle</u> 6600 W Sunrise Blvd. Plantation, FL 33313 754-322-4100</p>	<p>11/14/2019 @ 6:00 PM</p>	<p>International Baccalaureate Middle Years Program</p>
<p><u>Pompano Beach Middle</u> 310 NE 6th Street Pompano Beach, FL 33060 754-322-4200</p>	<p>1/16/2020 @ 6:00 PM</p>	<p>Information Technology and Computer Engineering</p>
<p><u>Silver Lakes Middle</u> 7600 Tam O Shanter Blvd. North Lauderdale, FL 33068 754-322-4600</p>	<p>1/16/2020 @ 6:00 PM</p>	<p>Science, Technology, Engineering, and Mathematics (STEM) Museum</p>
<p><u>Sunrise Middle</u> 1750 NE 14th Street Fort Lauderdale, FL 33304 754-322-4700</p>	<p>12/3/2019 @ 6:00 PM</p>	<p>Montessori</p>
<p><u>William Dandy Middle</u> 2400 NW 26th Street Fort Lauderdale, FL 33311 754-322-3208</p>	<p>12/12/2019 @ 6:00 PM</p>	<p>Pre-Law and Public Affairs Pre-Medical</p>
<p><u>Olsen Middle</u> 330 SE 11th Terrace Dania, FL 33004 754-323-3800</p>	<p>TDA @ TDA</p>	<p>Integrated Career and Academic Networks</p>

“BE THANKFUL FOR YOUR EDUCATION”

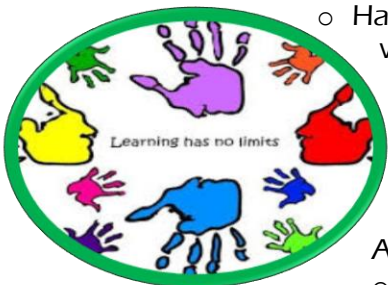
“BEING EXCEPTIONAL IS MY SUPER POWER”



Winter break is a well-deserved break for students, teachers and parents. Students look forward to the time off from class, homework, and tests. But within a couple of weeks after their return, all students will be partaking in school wide testing, and by February, it will be district wide. How can you help your child keep their academic skills sharp during the break?

Try these activities with your child:

- Read daily – not just academic books but read for fun. Read a silly holiday story, use character voices
- If you celebrate a gift giving holiday, have your child keep track of who they received gifts by writing a list and then thank you cards later
- Do family game time. Play games where you must count, roll dice, read cards, and/or draw out phrases.
- Have your child get on the computer for at least 15 minutes a day. Your child can practice their grade appropriate skills on I-Ready.com
- Cook with your child. Have them read the recipe, let your older child lead with the cooking while you supervise. Help them with the measurements and the math that is involved (fractions, adding, multiplying, so much math!). Get into the holiday season with some fun holiday recipes.
- Take your child to the library. Not only will they have exposure to literature and books (free books!), but County libraries always have an entire schedule of kid activities for weekends and long breaks from school. Not only will they get to work on academics, but they can socialize with peers too.
- Have your younger, emerging readers spot words on Ads, walls, store fronts, etc. while you're driving in the car
 - A few days prior to the end of the break, get your child back into a routine, with bedtimes. Sleep is so crucial to a child's academic success!
 - Keep your child active. Walk the dog, take a run, ride bikes around the block, or even walk around the mall. Active bodies foster active minds
 - While driving, engage with your child and come up with a fun, creative story! Prompt them with starting off the story and let them finish it.



“EVERY CHILD IS GIFTED THEY JUST UNWRAP THEIR PACKAGES AT DIFFERENT TIMES.”



What Is *i-Ready*?

i-Ready is an online program for reading and/or mathematics that will help your child's teacher(s) determine your child's needs, personalize their learning, and monitor progress throughout the school year. *i-Ready* allows your teacher(s) to meet your child exactly where they are and provides data to increase your child's learning gains. *i-Ready* consists of two parts: Diagnostic and Instruction.

The ***i-Ready Diagnostic*** is an adaptive assessment that adjusts its questions to suit your child's needs. Each item a student sees is individualized based on their answer to the previous question. For example, a series of correct answers will result in slightly harder questions, while a series of incorrect answers will yield slightly easier questions.

i-Ready Instruction provides students with lessons based on their individual skill level and needs, so your child can learn at a pace that is just right for them. These lessons are fun and interactive to keep your child engaged as they learn.

How to Start

1 Log in to *i-Ready* following these steps (not pictured).

A On an iPad:

1. Download the free "*i-Ready for Students*" app from the App Store. iPads must be compatible with iOS 11 or above, such as the iPad Air, iPad Air 2, iPad Pro, or any other device that meets these requirements: i-Ready.com/SystemCheck.

- If your child's district/school uses **Clever**, download the Clever app from the App Store. Your child should open the Clever app, log in using their district/school portal credentials, and click on the *i-Ready* icon.
- If your child's district/school does not use a portal, they should open the "*i-Ready for Students*" app and log in to *i-Ready* using the credentials provided by their teacher.

B From a computer:

- 1. If your child's district/school uses a portal**, your child should log in using their district/school portal credentials and then click on the *i-Ready* icon.
- 2. If your child's district/school does NOT use a portal**, your child should visit i-Ready.com and log in to *i-Ready* directly on a computer using the credentials provided by their teacher.

For student security purposes, usernames and passwords are managed by your child's school/district. Please contact your child's teacher/school if your child cannot log in successfully.



3 Start the lesson: Click the green **Next Lesson** button under My Path or the blue **Lesson** button under Teacher Assigned (there may not be any blue buttons at this time.) If your child only has a green "Math Diagnostic" or "Reading Diagnostic" button, the Diagnostic assessment is assigned. Your child should **not** work on their assessment at home.

4 Family Center: Click on the top right to visit the *i-Ready* Family Center for additional information and answers to FAQs.

Tips to Support My Child's Learning

- **Speak with your child about how using *i-Ready* will help them prepare for class work.** Also explain that *i-Ready* will show teachers where your child is doing well and which topics need some more review.
- **Encourage your child to take each lesson and quiz question seriously.** Emphasize "thinking before clicking," because just clicking through will not give teachers an accurate report of what your child knows.
- **Encourage your child to use the tools that appear at the bottom of the screen in some lessons.**

- **Track and celebrate your child's progress.** (Your child should aim for 45 minutes of *i-Ready Instruction* per subject per week and maintain a range of 30–49 minutes of Online Instruction while passing at least 70 percent of lessons. Your child's school may have varying guidance.)
- **Contact your child's teacher about how often your child should practice at home,** or with any other questions about *i-Ready*.

Discussing *i-Ready* Data with Your Child

1 My Progress: Ask your child to click on My Progress at the bottom of the home page.

- Consider asking general questions such as, "How is *i-Ready* going?," "What are you learning about?," or "What are you working on?"

2 Lesson Stats: This section shows your child stats about their online lessons.

2a Time-on-Task: Look at the number of minutes your child has spent this week on Online Instruction. Consider asking, "Have you met your goal?"

2b Lessons Passed: Look at the total number of lessons your child has passed this school year. Consider asking, "What is your goal?" or "What are you proud of?"

3 Lesson Streak: See how many lessons your child has passed in a row. Congratulate them and ask about what they are learning.

4 Completed Work: Ask your child to click on Completed Work.

- You will see lesson names and quiz scores. Consider asking, "What did you learn in ___ lesson?," "What did you enjoy?," "What did you find challenging?," or "How do these lessons relate to your learning goals?"
- You might also see your child's last Diagnostic score. Consider asking, "What were your strengths?," "What are your areas for growth?," or "What are your goals?"

5 Learning Games: If your child's school has access to Learning Games, which provide mathematics fluency and skills practice, they can click the Learning Games icon on the bottom right. Your child should play games for roughly 20 minutes per week. Ask your child, "What game are you playing?," "Why?," "What are you learning about?," or "How does this game relate to your learning goals?"



Keep learning over vacation with *i-Ready*!

Your student can continue learning over vacation with *i-Ready* Online Lessons and Learning Games! To check if your computer, iPad®, and internet connection meet *i-Ready* system requirements, please visit i-Ready.com/Support.

To the right is an *i-Ready* login card with instructions for how to log in to *i-Ready* outside of school. To protect their privacy, your student's password is not included. Instead, you will find their password hint. Please contact your student's teacher if they do not remember their password.



For more information on how you can support your student, visit i-ReadyCentral.com/FamilyCenter.

© 2019 Curriculum Associates, LLC. All rights reserved. | 11/19 0K

i-Ready Login Information

Student Name

- 1 On the computer, go to Login.i-Ready.com.
On the iPad, download the latest version of the *i-Ready for Students* app.
- 2 Enter **username**.
- 3 Enter **password**.
Your student's **password hint** is:
- 4 Select **state** from the dropdown menu.
- 5 Click **Go!**

iPad® is a registered trademark of Apple, Inc.

Keep learning over vacation with *i-Ready*!

Your student can continue learning over vacation with *i-Ready* Online Lessons and Learning Games! To check if your computer, iPad®, and internet connection meet *i-Ready* system requirements, please visit i-Ready.com/Support.

To the right is an *i-Ready* login card with instructions for how to log in to *i-Ready* outside of school. To protect their privacy, your student's password is not included. Instead, you will find their password hint. Please contact your student's teacher if they do not remember their password.



For more information on how you can support your student, visit i-ReadyCentral.com/FamilyCenter.

© 2019 Curriculum Associates, LLC. All rights reserved. | 11/19 0K

i-Ready Login Information

Student Name

- 1 On the computer, go to Login.i-Ready.com.
On the iPad, download the latest version of the *i-Ready for Students* app.
- 2 Enter **username**.
- 3 Enter **password**.
Your student's **password hint** is:
- 4 Select **state** from the dropdown menu.
- 5 Click **Go!**

iPad® is a registered trademark of Apple, Inc.

¡Continúe el aprendizaje durante las vacaciones con *i-Ready*!

¡Su estudiante puede seguir aprendiendo durante las vacaciones con *i-Ready* Online Lessons and Learning Games! Para comprobar si su computadora, iPad®, y su conexión a internet cumplen con los requisitos de *i-Ready*, por favor visite i-Ready.com/Support.

A la derecha se encuentra una tarjeta de inicio de sesión en *i-Ready*, que contiene instrucciones para iniciar sesión en *i-Ready* fuera de la escuela. No incluye la contraseña de su estudiante por motivos de privacidad. Lo que sí muestra es su pista para recordar la contraseña. Si su estudiante no recuerda su contraseña, por favor contacte a su maestro.



Para leer más información sobre cómo brindar apoyo a su estudiante, visite i-ReadyCentral.com/FamilyCenter.

© 2019 Curriculum Associates, LLC. All rights reserved. | 11/19 0K

i-Ready Información de Acceso

Nombre del estudiante

1 En una computadora, visite: login.i-ready.com.
En iPad, descargue la última versión de la aplicación *i-Ready for Students*.

2 Entre su **nombre de usuario**.
(no distingue entre mayúsculas y minúsculas)

3 Entre su **contraseña**.
La pista para recordar su contraseña es:

4 Escoja su **estado** de la lista.

5 Presione **Go!**

iPad® is a registered trademark of Apple, Inc.

¡Continúe el aprendizaje durante las vacaciones con *i-Ready*!

¡Su estudiante puede seguir aprendiendo durante las vacaciones con *i-Ready* Online Lessons and Learning Games! Para comprobar si su computadora, iPad®, y su conexión a internet cumplen con los requisitos de *i-Ready*, por favor visite i-Ready.com/Support.

A la derecha se encuentra una tarjeta de inicio de sesión en *i-Ready*, que contiene instrucciones para iniciar sesión en *i-Ready* fuera de la escuela. No incluye la contraseña de su estudiante por motivos de privacidad. Lo que sí muestra es su pista para recordar la contraseña. Si su estudiante no recuerda su contraseña, por favor contacte a su maestro.



Para leer más información sobre cómo brindar apoyo a su estudiante, visite i-ReadyCentral.com/FamilyCenter.

© 2019 Curriculum Associates, LLC. All rights reserved. | 11/19 0K

i-Ready Información de Acceso

Nombre del estudiante

1 En una computadora, visite: login.i-ready.com.
En iPad, descargue la última versión de la aplicación *i-Ready for Students*.

2 Entre su **nombre de usuario**.
(no distingue entre mayúsculas y minúsculas)

3 Entre su **contraseña**.
La pista para recordar su contraseña es:

4 Escoja su **estado** de la lista.

5 Presione **Go!**

iPad® is a registered trademark of Apple, Inc.



Proud to be a
Title I School

Save The Date



January 25, 2020 ~ 7:30 a.m. - 3 p.m.

Signature Grand - 6900 West State Road 84, Davie, FL 33317

Contact the Title I Liaison at your school to register!

Sponsored by:



Established 1915
BROWARD
County Public Schools

The School Board of Broward County, Florida
Lori Alhadeff • Robin Bartleman
Heather P. Brinkworth • Patricia Good
Donna P. Korn • Laurie Rich Levinson
Ann Murray • Dr. Rosalind Osgood • Nora Rupert
Robert W. Runcie, Superintendent of Schools



Title I, Migrant Education
& Special Programs



Bilingual/ESOL



Head Start
Early Head Start

The School Board of Broward County, Florida, prohibits any policy or procedure which results in discrimination on the basis of age, color, disability, gender identity, gender expression, genetic information, marital status, national origin, race, religion, sex or sexual orientation. The School Board also provides equal access to the Boy Scouts and other designated youth groups. Individuals who wish to file a discrimination and/or harassment complaint may call the Director, Equal Educational Opportunities/ADA Compliance Department & District's Equity Coordinator/Title IX Coordinator at 754-321-2150 or Teletype Machine (TTY) 754-321-2158. Individuals with disabilities requesting accommodations under the Americans with Disabilities Act Amendments Act of 2008, (ADAAA) may call Equal Educational Opportunities/ADA Compliance Department at 754-321-2150 or Teletype Machine (TTY) 754-321-2158. www.BrowardSchools.com



PARENT TRAINING ACADEMY WRITING/ LANGUAGE ARTS

20/20 VISION: USING YOUR WRITER'S GLASSES!

THURSDAY, DECEMBER 19, 2019 AT 7:00PM

Child care available (4-10 yrs. old) and refreshments are provided



ATLANTIC WEST ELEMENTARY
301 NW 69TH TERRACE, MARGATE, FL 33063

The School Board of Broward County, Florida, prohibits any policy or procedure which results in discrimination on the basis of age, color, disability, gender identity, gender expression, genetic information, marital status, national origin, race, religion, sex or sexual orientation. The School Board also provides equal access to the Boy Scouts and other designated youth groups. Individuals who wish to file a discrimination and/or harassment complaint may contact the Director, of the Equal Educational Opportunities/ADA Compliance Department & District's Equity Coordinator/Title IX Coordinator at 754-321-2150 or Teletype Machine (TTY) 754-321-2158. Individuals with disabilities requesting accommodations under the Americans with Disabilities Act Amendments Act of 2008 (ADAAA), may contact the Equal Educational Opportunities/ADA Compliance Department at 754-321-2150 or Teletype Machine (TTY) 754-321-2158.

The School Board of Broward County, Florida
Title I, Migrant & Special Programs

Vizyon 20/20: Mete linèt ekriyen pou w ekri! *(20/20 Vision: Using Your Writer's Glasses!)*

Jedi, 19 desanm, 2019

7:00 P.M. – 8:30 P.M.

**Ki kote: nan lekòl Atlantic West Elementary
301 NW 69th Terrace
Margate, FL 33063**

Direksyon: Pran I-95 rive Atlantic Boulevard Wès. Kontinye nan direksyon wès, pase wout State Road 7 (Route 441) epi vire agoch, direksyon sid, antre nan ri NW 69th Terrace, yon blòk alès Rock Island Road. Lekòl-la sitiye sou men dwat ou apeprè 1 ½ blòk.

Nou va sèvi rafrechisman depi sizè rive sizè karantsenk - 6:00 pm rive 6:45 pm.

Bibliyotèk Mobil va disponnib depi 6:00 pm rive 6:45 pm.

Ap gen moun pou tradwi nan lang Kreyòl Ayisyen, Espayòl ak Pòtìge

Visão 20/20: Use Seus Óculos de Escritor!

Quinta-feira, 19 de dezembro de 2019

19h às 20h30

**Local: Atlantic West Elementary
301 NW 69th Terrace
Margate, FL 33063**

Instruções de como chegar: Pegue a I-95 até a Atlantic Boulevard West. Siga para oeste, atravesse a State Road 7 (Route 441) e siga até a NW 69th Terrace, que fica a uma quadra leste da Rock Island Road. Vire à esquerda na NW 69th Terrace, em direção sul. A escola fica a uma quadra e meia, no lado direito.

Serão servidos refrescos das 18h às 18h:45.

A Unidade Móvel estará disponível das 18h às 18h:45.

Serviços de interpretação oferecidos em crioulo haitiano, espanhol e português

Visión 20/20: ¡Ponte los lentes de escritor!

Jueves, 19 de diciembre de 2019

7:00 P.M. – 8:30 P.M.

**Lugar: Atlantic West Elementary
301 NW 69th Terrace
Margate, FL 33063**

Direcciones: Tomar la I-95 y salir en Atlantic Boulevard West. Seguir en dirección oeste, pasar la State Road 7 (Route 441) y hacer una izquierda, en dirección sur, hacia NW 69th Terrace, una cuadra al este de Rock Island Road. La escuela está a una cuadra y media a la mano derecha.

Se servirán refrigerios de 6:00 pm a 6:45 pm.

La unidad móvil estará disponible desde las 6:00 hasta las 6:45 pm.

Habrà intérpretes de criollo haitiano, español y portugués



Broadview Elementary *Clothing Bank*



NEED CLOTHING?

Did you know Broadview Elementary has a Clothing Bank? If you are in need of clothing, baby food, shoes, or toiletries please do not hesitate to contact Broadview Elementary Community Liaison Ms. Poitler. Broadview Elementary's Clothing Bank is open Monday - Friday between the hours of 8:30 AM until 2:30 PM.

CONTACT INFO

Ms. Poitler


PH: (754) 322-5500

LOCATION

Broadview Elementary

1800 SW 62nd Ave, North
Lauderdale, FL 33068

Please Call Ahead of Time to Schedule An Appointment for Pick-up or Drop-off of Clothing.



Statement to Parents:

"Parents and students, the Code of Student Conduct Handbook Goes Green! Parents are invited to review the Code of Student Conduct Handbook and complete the required forms by accessing the Back to School Forms link found on the Broward Schools' webpage at:

<https://www.browardschools.com/Page/38091>.

Evaluations

Parents interested in providing input into the performance evaluations of Broadview Elementary School instructional and/or administrative employees many contact our office at (754) 322-5500 by April 10, 2020.



The School Board of Broward County, Florida, prohibits any policy or procedure which results in discrimination on the basis of age, color, disability, gender identity, gender expression, genetic information, marital status, national origin, race, religion, sex or sexual orientation. The School Board also provides equal access to the Boy Scouts and other designated youth groups. Individuals who wish to file a discrimination and/or harassment complaint may call the Director, Equal Educational Opportunities/ADA Compliance Department & District's Equity Coordinator/Title IX Coordinator at 754-321-2150 or Teletype Machine (TTY) 754-321-2158.

Individuals with disabilities requesting accommodations under the Americans with Disabilities Act Amendments Act of 2008, (ADAAA) may call Equal Educational Opportunities/ADA Compliance Department at 754-321-2150 or Teletype Machine (TTY) 754-321-2158.